



Member Groups Spring Convention 2018

Paul Fletcher FBCS
Group CEO

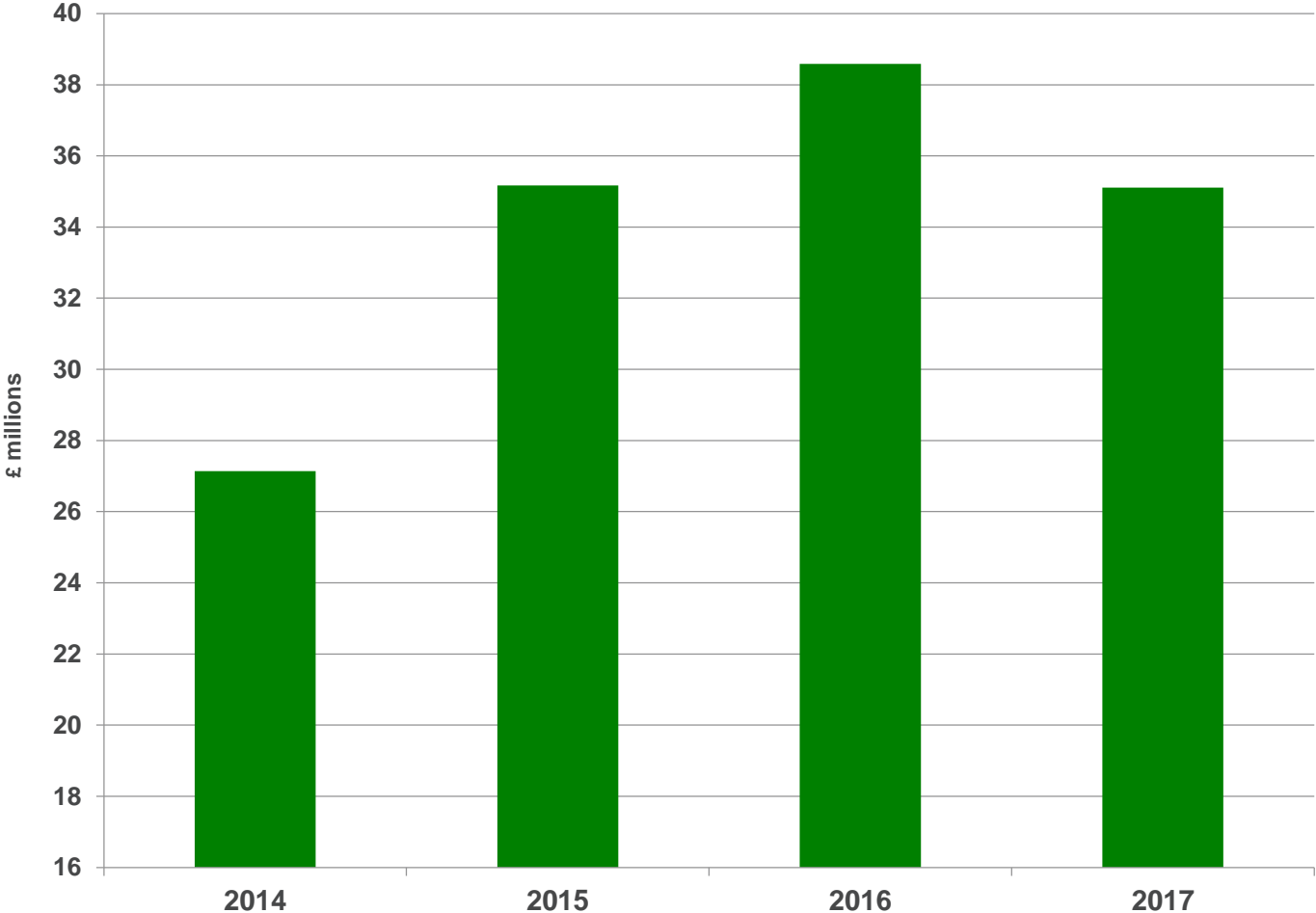
Group CEO - Update

1. Financial summary
2. Highlights in the year
3. Membership
4. BCS L&D market challenges
5. Action taken
6. Summary and outlook

Financial Summary – year ended August 2017

- Overall Group net deficit **£1.5m** (2016: *net income* £1.8m)
- Reduction in Group revenue of 9% from market changes in commercial subsidiary
- Consolidated reserves **£10.8m** (2016: £12.2m)
- BCS Members up by 2% to **72,191** (2016: 71,025)

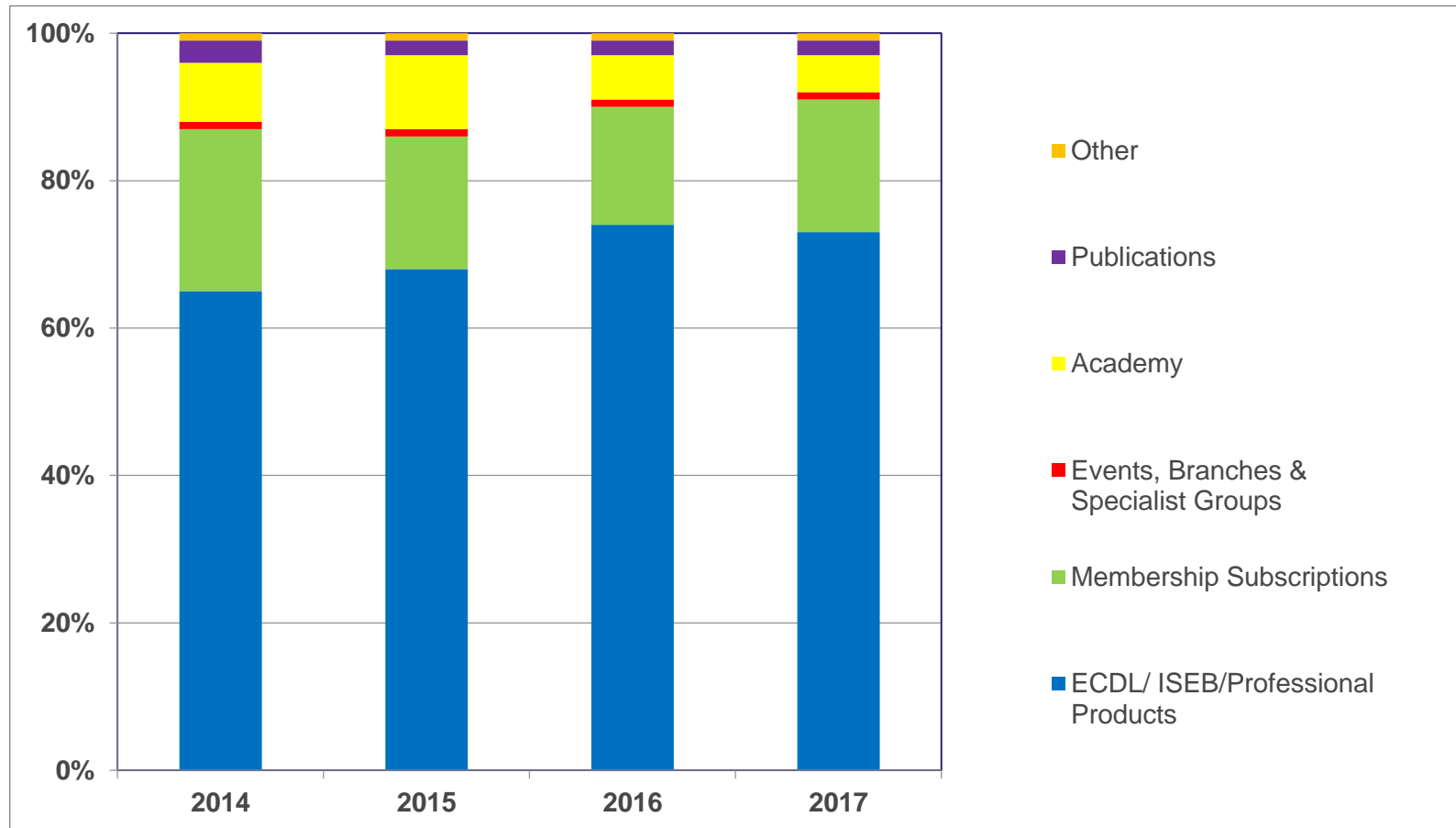
Total Income



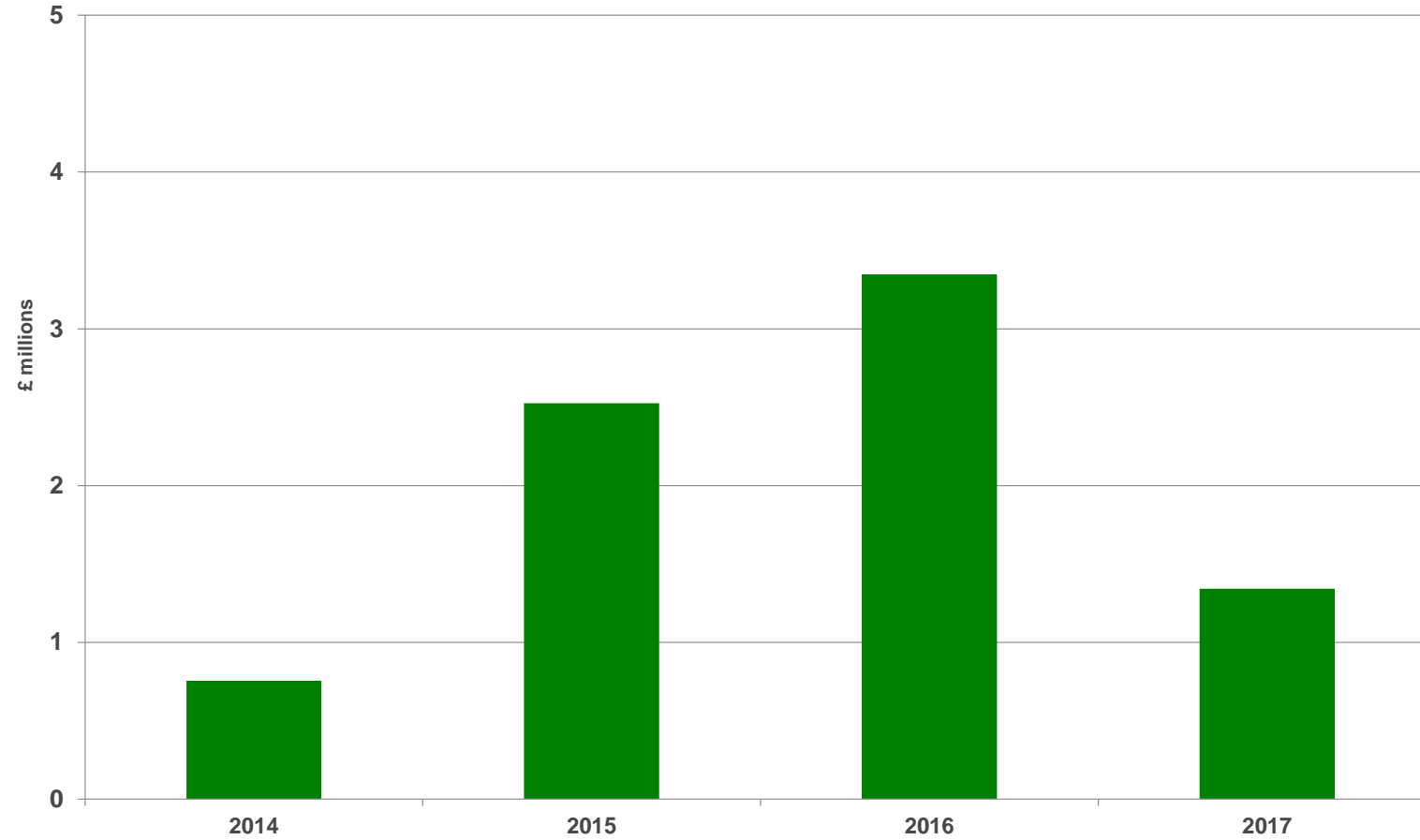
9% decrease in 2017

Significant further decrease expected in 2018

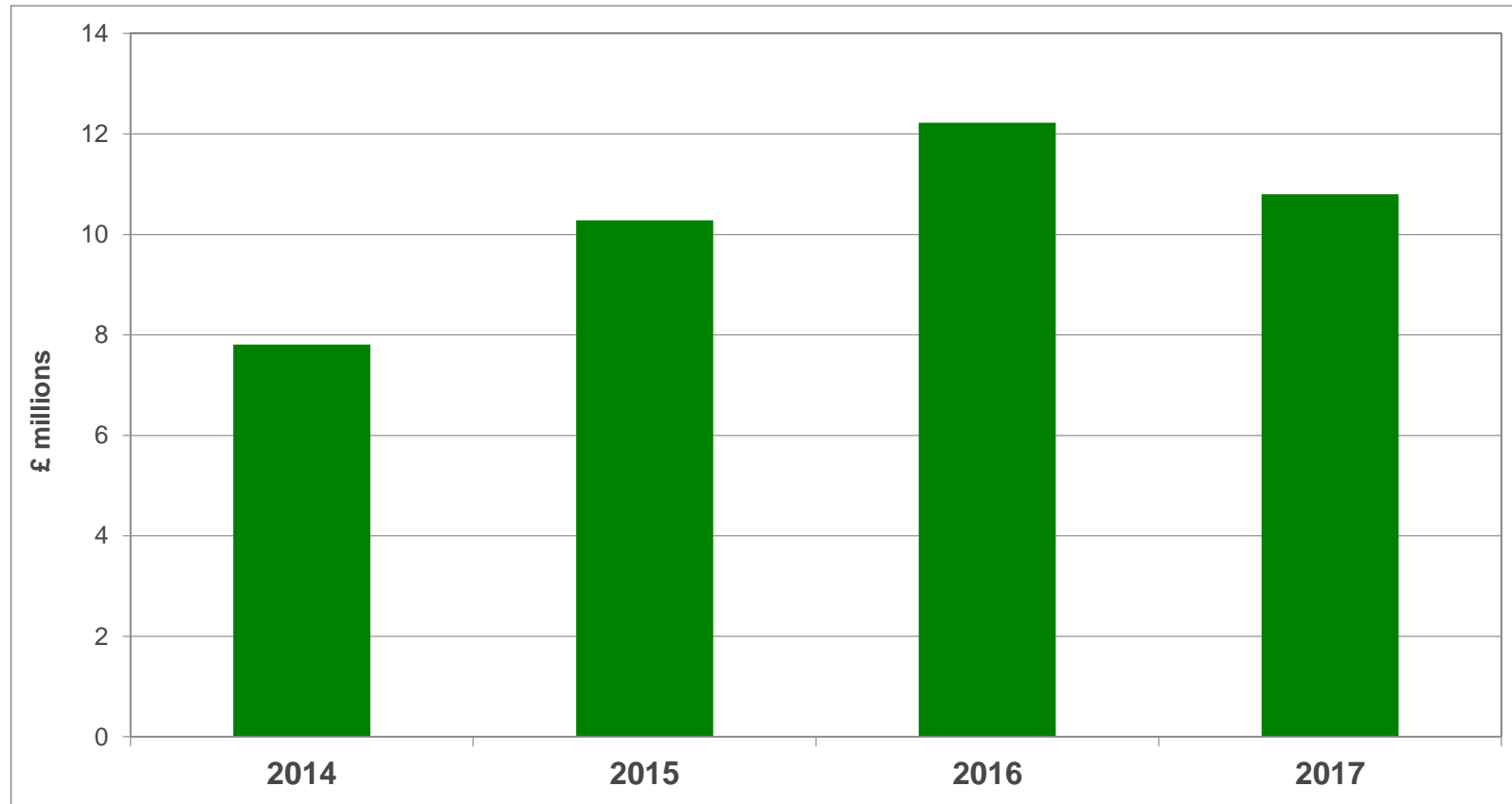
Income Breakdown



BCS L&D Ltd Surplus



Balance Sheet – General Fund



Highlights in the year

- 1.8M children reached by CAS
- Over 46000 hours of teacher CPD delivered to over 14k teachers
- Over 700 events held across our community network and over 200k minutes of video watched on our YouTube channel
- 2,555 apprenticeship starts via over 72 different training providers
- Launch of Fed-IP – a new professional movement in health and care informatics
- RITTech funding – continuation of Gatsby funding

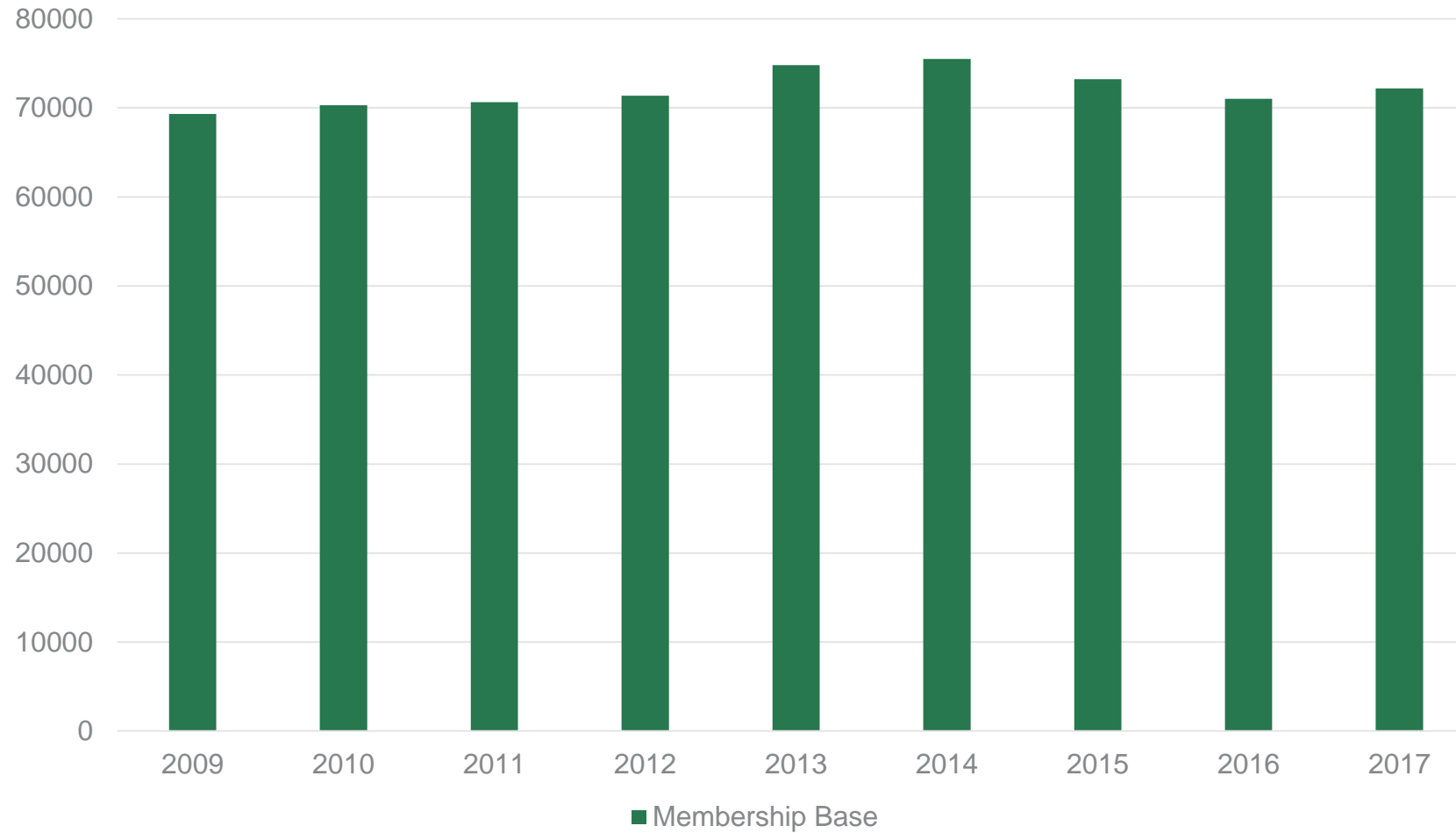
Highlights in the year

- CITP licensing agreement with the Swedish Computer Society
- Governance – new board structure better aligned with our strategic objectives
- Another successful UK IT Industry Awards
- BCS celebrated its 60th Anniversary
 - Regional thank you events held, including golden ticket to St James's Palace President's lunch
 - 3 special edition IT now publications and Milestones book published
 - Computing ideas 'for a better society' campaign launched

Membership Summary 2017/18

- Retention stable – c80%
- Engagement impact on retention understood – learnings applied to communications series
- Recruitment remains an issue – digital channels and varying membership pricing and levels being tested
- Website undergoing full overhaul – Digital experience key
 - New MyBCS live
 - Working through entire site into 2018
 - New key sections being made backwards compatible with existing website platform – coming soon New CITP – membership Join pages – Corporate offering.

Membership Numbers 2017/18



Policy and Influence

- BCS impact on policy: direct and working with partners
 - Impact on the media: major national media coverage, new relationships with journalists, new profile
- Education
 - Working with the Royal Society and BCS Distinguished Fellows
 - Sustained and substantial national media coverage
 - Influence on government policy & funding
- Cyber and NHS
 - Working in conjunction with organisations such as NHS Digital, Health Education England and the NHS Digital Academy “to deliver the blueprint for Cyber Security in Healthcare”

Policy and Influence

- Diversity and inclusion
 - Raising awareness, engaging policymakers, working with media, highlighting role models
- Social tech and politics
 - Uncovering major societal issues, working with partners, influencing government and political parties
 - Commissioned research, substantial media coverage, major contribution to CSPL report, ongoing engagement with Chairs of major political parties, Facebook and Twitter; encouraging collaboration on common ground

BCS L&D market challenges

- Loss of performance points
- Exit of Axelos contract
- Changing Apprenticeship landscape
- Constrained Adult Education funding

- + New knowledge modules and assessments for Digital Apprenticeships
- + Success of the Business Analysis advanced diploma
- + Growth of Business Analysis overseas

Action taken

- Changes to governance structure
 - Better align boards to strategy
- Institute and L&D strategic plans being integrated
- Review of L&D product strategy to return to profitability
- Restructuring in light of revenue decline

Summary

	2015	2016	2017
Revenues	£35.2m	£38.3m	£34.8m
Surplus	£2.9m	£1.8m	(£1.5m)
Reserves	£10.3m	£12.2m	£10.8m
Staff Satisfaction	72%	80%	n/a
Barefoot Workshops	950	1100	1068
Barefoot Registered Teachers	19,000	26,500	54,736
Student Chapters	24	32	39
BCS Members	73218	71,025	72,191
RITTech Registrants	-	350	390
NPS	-8	-6	-9
CAS Members	21,000	24,000	28,000
Teacher CPD Hours	56,000	80,000	120,000
Computer Science GCSEs	35,414	62,454	67,800

Outlook

- Continued progress across a wide range of activities
- Ongoing work to better integrate BCS L&D
- Continued market challenges in commercial subsidiary

Questions?